

3-179228-5 ✓ ACTIVE



AMP CT

TE Internal #: 3-179228-5

Housing, Receptacle, Wire-to-Board / Wire-to-Wire, 15 Position, 2 mm [.079 in] Centerline, Crimp, 1 Row, Blue, Wire & Cable, Power & Signal, AMP CT

[View on TE.com >](#)

[Connectors >](#) [PCB Connectors >](#) [Wire-to-Board Connectors >](#) [Wire-to-Board Connector Assemblies & Housings >](#)

AMP COMMON TERMINATION HOUSINGS



Connector Product Type: **Housing**

Connector & Housing Type: **Receptacle**

Connector System: **Wire-to-Board, Wire-to-Wire**

Number of Positions: **15**

Centerline (Pitch): **2 mm [.079 in]**

[All AMP COMMON TERMINATION HOUSINGS \(176\)](#)

Features

Product Type Features

Connector Product Type	Housing
Connector & Housing Type	Receptacle
Connector System	Wire-to-Board, Wire-to-Wire
Sealable	No
Connector & Contact Terminates To	Wire & Cable

Configuration Features

Number of Positions	15
Number of Rows	1

Electrical Characteristics

Insulation Resistance	1000 M Ω
Operating Voltage	125 VAC

Contact Features

Contact Layout	Inline
Contact Type	Socket
Contact Current Rating (Max)	4 A

Termination Features



Termination Method to Wire & Cable	Crimp
------------------------------------	-------

Mechanical Attachment

Strain Relief	Without
---------------	---------

Panel Mount Feature	Without
---------------------	---------

PCB Mount Retention	Without
---------------------	---------

Mating Retention	Without
------------------	---------

Connector Mounting Type	Cable Mount (Free-Hanging)
-------------------------	----------------------------

Housing Features

Housing Material	Thermoplastic
------------------	---------------

Centerline (Pitch)	2 mm [.079 in]
--------------------	----------------

Housing Color	Blue
---------------	------

Dimensions

Connector Length	32 mm [1.26 in]
------------------	-----------------

Connector Height	6.6 mm [.26 in]
------------------	-----------------

Connector Width	4.6 mm [.181 in]
-----------------	------------------

Wire Size	30 – 22 AWG
-----------	-------------

Usage Conditions

Operating Temperature Range	-30 – 105 °C [-22 – 221 °F]
-----------------------------	-----------------------------

Operation/Application

Circuit Application	Power & Signal
---------------------	----------------

Industry Standards

Glow Wire Rating	Standard Part - Not Glow Wire
------------------	-------------------------------

UL Flammability Rating	UL 94V-0
------------------------	----------

UL File Number	E28476
----------------	--------

Agency/Standard	CSA, UL
-----------------	---------

CSA File Number	LR 7189
-----------------	---------

Packaging Features

Packaging Quantity	1500
--------------------	------

Packaging Method	Bag & Box
------------------	-----------

Product Compliance


[For compliance documentation, visit the product page on TE.com>](#)

EU RoHS Directive 2011/65/EU	Compliant
EU ELV Directive 2000/53/EC	Compliant
China RoHS 2 Directive MIIT Order No 32, 2016	No Restricted Materials Above Threshold
EU REACH Regulation (EC) No. 1907/2006	Current ECHA Candidate List: JUNE 2022 (224) Candidate List Declared Against: JUNE 2022 (224) Does not contain REACH SVHC
Halogen Content	Low Halogen - Br, Cl, F, I < 900 ppm per homogenous material. Also BFR/CFR/PVC Free
Solder Process Capability	Not applicable for solder process capability

Product Compliance Disclaimer

This information is provided based on reasonable inquiry of our suppliers and represents our current actual knowledge based on the information they provided. This information is subject to change. The part numbers that TE has identified as EU RoHS compliant have a maximum concentration of 0.1% by weight in homogenous materials for lead, hexavalent chromium, mercury, PBB, PBDE, DBP, BBP, DEHP, DIBP, and 0.01% for cadmium, or qualify for an exemption to these limits as defined in the Annexes of Directive 2011/65/EU (RoHS2). Finished electrical and electronic equipment products will be CE marked as required by Directive 2011/65/EU. Components may not be CE marked. Additionally, the part numbers that TE has identified as EU ELV compliant have a maximum concentration of 0.1% by weight in homogenous materials for lead, hexavalent chromium, and mercury, and 0.01% for cadmium, or qualify for an exemption to these limits as defined in the Annexes of Directive 2000/53/EC (ELV). Regarding the REACH Regulation, the information TE provides on SVHC in articles for this part number is based on the latest European Chemicals Agency (ECHA) 'Guidance on requirements for substances in articles' posted at this URL: <https://echa.europa.eu/guidance-documents/guidance-on-reach>


Compatible Parts




Also in the Series | AMP CT



PCB Connector Mounting(46)



PCB Headers & Receptacles(756)



Wire-to-Board Connector Assemblies
& Housings(256)



Wire-to-Board Connector Contacts(8)

Documents

Product Drawings

CT CRIMP-2 REC HSG 15P BLUE

English

CAD Files

3D PDF

3D

Customer View Model

[ENG_CVM_CVM_3-179228-5_N1.2d_dxf.zip](#)

English

Customer View Model

[ENG_CVM_CVM_3-179228-5_N1.3d_igs.zip](#)

English

Customer View Model

[ENG_CVM_CVM_3-179228-5_N1.3d_stp.zip](#)

English

By downloading the CAD file I accept and agree to the [Terms and Conditions](#) of use.

Datasheets & Catalog Pages

2.0MM_AMP_CT_CONNECTOR_SERIES_QUICK_REF_GUIDE

English

Product Specifications

Crimping of AMP 2.0mm Pitch, CT Crimp Typell Rec Contact

English

Application Specification

English

Product Environmental Compliance

Product Compliance

English

Product Compliance

English

3-179228-5

Housing, Receptacle, Wire-to-Board / Wire-to-Wire, 15 Position, 2 mm [.079 in]
Centerline, Crimp, 1 Row, Blue, Wire & Cable, Power & Signal, AMP CT



[Agency Approvals](#)

[CSA Certificate](#)

English